



Best Summer Ever Update: Expanding Summer Learning Opportunities for Student Success

September 25, 2024



The Best Summer Ever Agenda

Highlights and Participation Data Across Programs:

- ❑ 5th Quarter, Summer Learning Academies, Course Completion and HS Credit Recovery
- ❑ **Academic Focus**
 - ❑ Early Childhood
 - ❑ Exam School Initiative (ESI)
 - ❑ Office of Specialized Services - Extended School Year (ESY)
 - ❑ Office of Multilingual & Multicultural Education (OMME)
- ❑ **Student Support**
 - ❑ Summer Jobs - futureBOS
 - ❑ Student Support Programming

Goal for BPS Summer Experiences:

The main goal of our summer programs is to create opportunities, and essential services for *all* students to participate in the Best Summer learning experience to fit their personalized needs and attain their academic goals.



5th Quarter Summer Learning Academy Highlights

We offered more than **91 summer learning academies** and community based program opportunities across all regions within the city of Boston.

The city became our student's classroom.

Students had more than **128 summer learning opportunities** focused on academics in the morning and enrichment in the afternoon.



5th Quarter Summer Learning Academies Participation Data

Enrollment* <i>(number of students that attended at least one day of summer learning)</i>	Overall Attendance* Rate <i>(total days present/total program days for all students that attended at least one day of summer learning)</i>
5,765	82%

**Summer reporting is being finalized, and the final numbers, which will impact the figures provided here, will be available in October.*



Course Completion and Credit Recovery

33 schools offered credit Recovery and Course completion opportunities for grades 6-12.

Approximately 1,800 students took advantage of credit recovery opportunities this summer.

Enrollment* <i>(number of students that attended at least one day of summer learning)</i>	Overall Attendance Rate* <i>(total days present/total program days for all students that attended at least one day of summer learning)</i>	Credit Recovery* <i>(total credits recovered/total credits attempted)</i>
1,819 students	94%	2,267 credits were recovered out of 3,100 attempted (73%)

**Summer reporting is being finalized, and the final numbers, which will impact the figures provided here, will be available in October.*



2024 Early Childhood Summer Learning

Countdown to Kindergarten Summer Transition for new incoming K0, K1 and K2 students.

Kindergarten Readiness Bags

3,000 yellow readiness bags prepared for incoming kindergarten students.



CityWide Kindergarten Days with the Boston Public Library

C2K partnered with **24 libraries** and engaged with **450** children throughout the city to celebrate and prepare them for Kindergarten



25th Annual Citywide Celebration

Boston Children's Museum hosted **1,021 visitors for Countdown**, **383 kindergarteners** and **638 family members**.

2024 Early Childhood Summer Learning

Summer Early Focus

Participation Data

Summer Early Focus served **429 children** aged 3- 9 years old at 4 sites city wide: East Boston EEC, Hennigan K-2, Curley K-2, Ellison Parks. The program achieved an overall summer **attendance rate of 88%**.

Students participated in enrichment activities such as dance , science, physical education, and neighborhood field trips.

20% of our Families attended workshops across the 4 sites



Highlights

Summer Early Focus Curriculum reinforcement:

- New England Coastal Wildlife Alliance: Inflatable whale visited K1 students
- Beekeeper visited K2 students
- Grade 1 students visited the Rooftop Farm at BMC
- Science and Discovery Museum/ Force and Motion visited Grade 2
- Community Refrigerator and Neighborhood Pantry
- Matinee at the Children's Museum for all grades



Exam School Initiative (ESI)

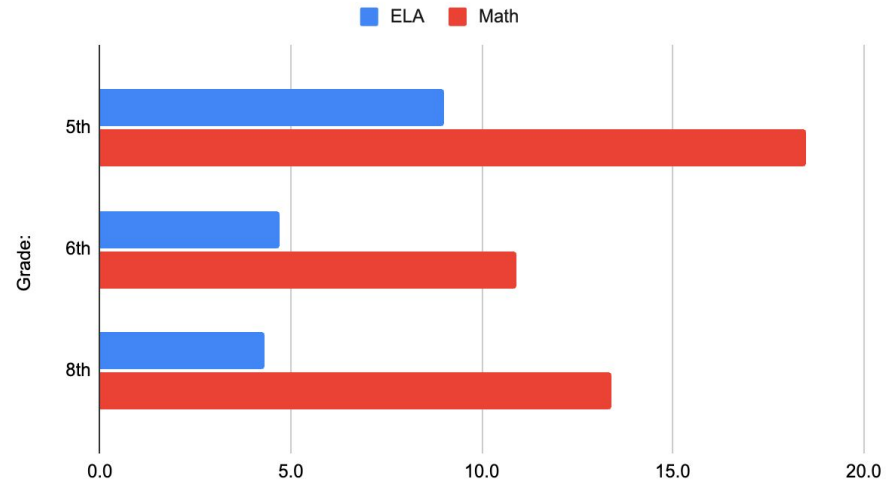
- Equity initiative designed by the Office of Opportunity Gaps to diversify admission to the district's 3 exam schools by increasing access to traditionally underrepresented communities: Black, Latinx, Multilingual Learners and Students with Disabilities.
- Invitation-only program for rising 5th, 6th and 8th grade students who are invited to participate centrally and through a school nomination process.
- Curriculum reinforced content standards skills in ELA and Math, and habits that are most critical for success in the next grade through high-quality culturally affirming content.
- This summer's program included project-based learning with the incorporation of STEAM and the Arts.

ESI Enrollment Data: 2023 & 2024

Race	2023	2024
Total Participants	160	294
Black	56	158
Latinx	61	81
Asian	26	83
Other/Multi - Racial	13	2
White	4	8

ESI Academic Growth: Pre & Post Assessment Data

ESI Summer 2024 Average Academic Growth by Grade:



Feedback from Participants:

"We need more time to learn from our teachers" - Student

"The lunches really need to be better and we need more time for recess" - Student

"The program needs to be longer to accommodate parents who work" - Parent

EXTENDED SCHOOL YEAR (ESY) 2024 HIGHLIGHTS

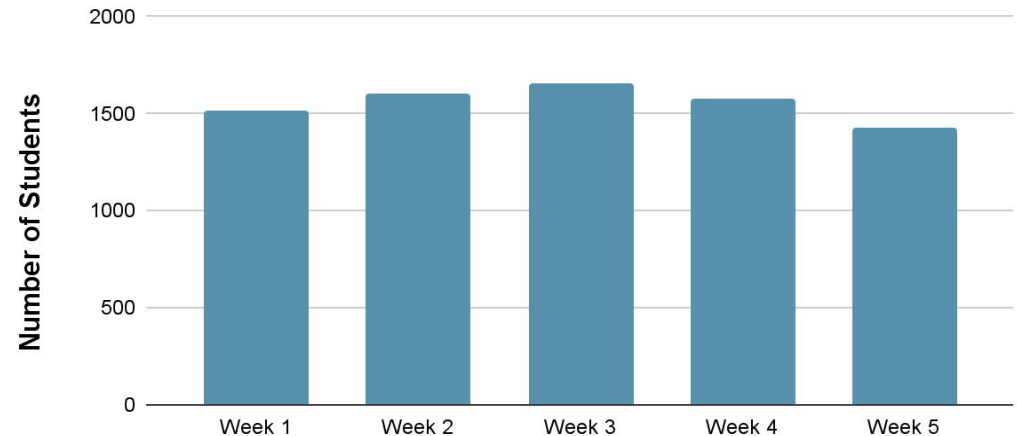
- **The 5 week program:** Monday, July 8th through Friday, August 9th
- **Location: 13 sites** around the city
- **Family Engagement:** outreach efforts, including weekly communications and robocalls, led to improved family engagement
- **Enrichment Opportunities:** Whale and Dolphin Conservation (WDC) Group, Einstein's Workshop, Mini's with a Mission
- **Enrollment: 2,052** students participated in the program this summer



EXTENDED SCHOOL YEAR (ESY) 2024 Attendance

Between 1400 and 1700 students attended each week, with 2,052 students attending at least one day.

ESY Average Weekly Attendance



July 8, 2024 - August 9, 2024



Office of Multilingual and Multicultural Education



50 OMME Sponsored 5th Quarter Programs (SLA+CBO+HSCR)



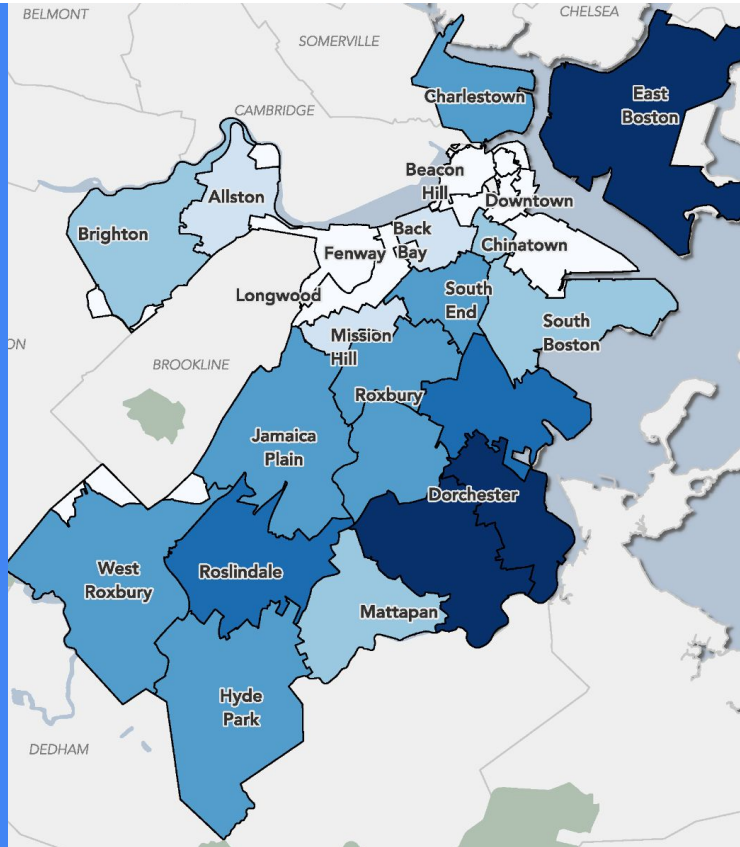
36 OMME Sponsored Summer Learning Academies + HSCR



14 OMME Sponsored CBO Programs



Contractual Enrichment Service Providers ([Project TMI](#)) at 5 OMME Sponsored Sites



1. Dorchester: 12 programs
2. Roxbury: 11 programs
3. East Boston: 6 programs
4. Allston-Brighton: 5 programs
5. Mattapan: 5 programs
6. South End: 3 programs
7. Back Bay- Beacon Hill: 2 programs
8. Mission Hill/Jamaica Plain: 2 programs
9. Charlestown: 2 programs
10. Roslindale: 1 program
11. Fenway-Kenmore: 1 program

OMME 5th Quarter Participation Data



TechBoston Math Class



*Josiah Quincy Elementary:
Photography Class*

	Summer 2024
# of OMME Sponsored 5th Quarter Programs	50 Programs
# of OMME hired educators of MLs	138 Educators
# of MLs in OMME Sponsored 5th Quarter Programs	1,545 MLs
Contractual Enrichment Services (Project TMI)	Five (5) 5th Quarter Programs
Attendance Rate	85%




*Mattahunt Dual
Language Program*



*Taylor School: Music
Enrichment*

*Summer reporting is being finalized, and the final numbers, which will impact the figures provided here, will be available in October. The ML participation numbers did not include programs outside of the OMME-sponsored 5th Quarter program.

Youth Summer Jobs




FutureBOS is the city's one-stop shop for jobs for Boston's youth.

Over 4,500 BPS students got jobs through the futureBOS ecosystem this Summer.

[FutureBOS video](#)


Note: The city is still reconciling data and that number is likely significantly higher.

Student Support Summer



Best Summer Ever 2024: Student Support Programming

- Over 1100 Students Served
- 21 Different Programs
- High Participation, High Retention
- 100% Free
- College Exploration, College readiness mindset
- Earn & Learn
- Mentorship



Thank you

2024 BPS Best Summer Ever Video